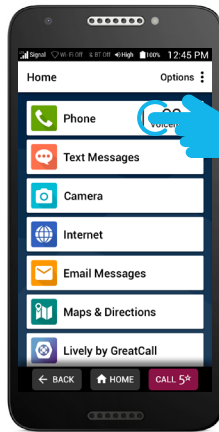


getting started

# How to Add a New Contact

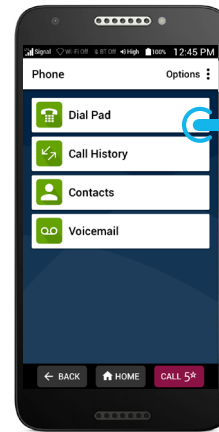
1

From the Home Screen, TAP **Phone**.



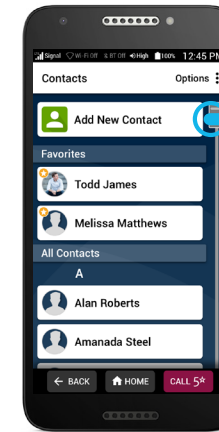
2

TAP **Contacts**.



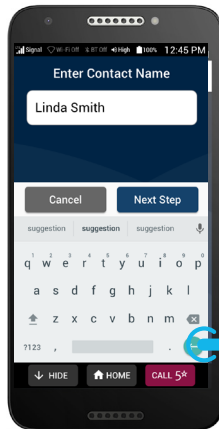
3

Tap **Add New Contact**.



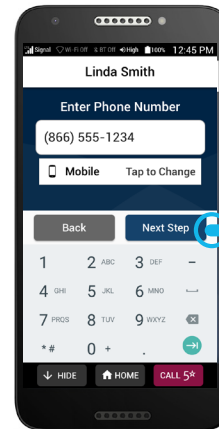
4

Enter contact name and TAP **Next Step**.



5

Enter contact phone number and TAP **Next Step**.



6

TAP **Save Contact**.

